

The BCConf22 conference platform quick guide

Access the conference mobile platform through your web browser on your phone at <https://events.hubilo.com/BCConf22/> or by scanning the QR code at conference registration.

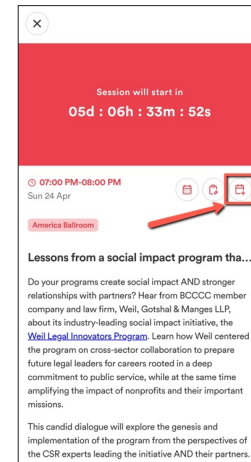


Username: Registration email address

Password: BCConf22 (*the password is case sensitive*)

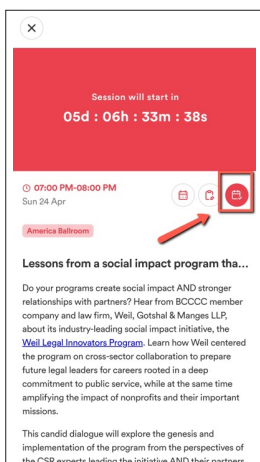
Click the verify button to be logged in.

Every time you open the website it will default to Conference Home. Select Agenda to see the upcoming sessions.

Add agenda item to your event calendar. Open a Session, click on Calendar Icon – Add to My Schedule



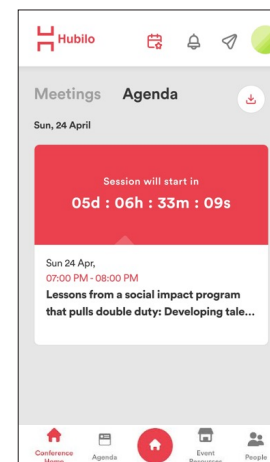
The Calendar icon will turn red.



To see My Schedule, click on Calendar icon from any page.




Selected Agenda items will appear in your My Schedule.

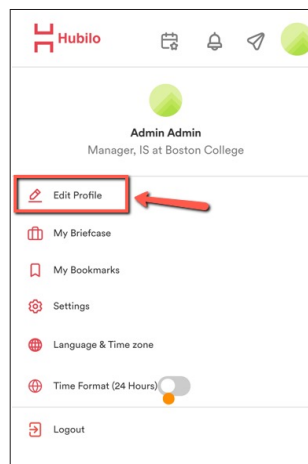


Edit Profile

Click on circle on top right of screen.



Select Edit Profile:



Want to save the event platform to your mobile home screen?
Keep reading ...

Android phone instructions on Chrome

How do I add the Conference Website to my phone home screen?

Note: You must have Lock Home screen Layout turned off.

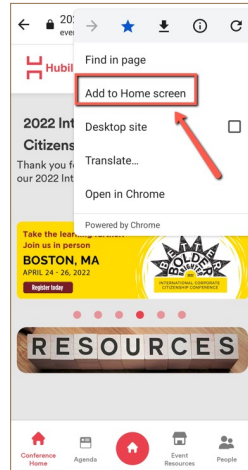


On your phone, open the Chrome browser and go to <https://events.hubilo.com/BCCConf22/login> or scan this QR Code

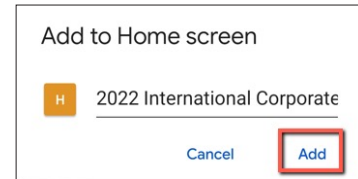
After logging in, you will see the home page. Click on the 3 Vertical Dots Menu in the top right corner.



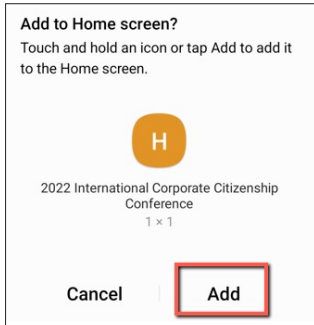
Menu items will open. Click on Add to Home screen.




A screen will pop up asking you to Add to Home Screen. Click the word Add.



A confirmation screen will pop up. Click on Add to add the icon to your Home screen.



The shortcut will look like this on your phone:



iPhone phone instructions on Safari

How do I add the Conference Website to my phone home screen?

Note: You must have Lock Home screen Layout turned off.

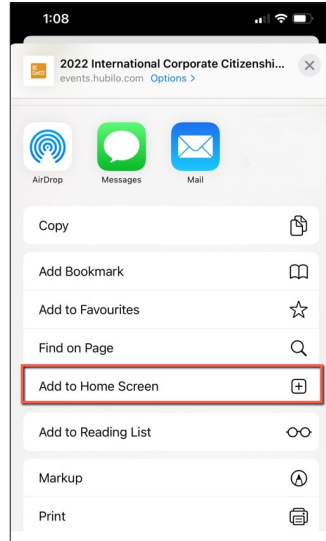


On your phone, open the Chrome browser and go to <https://events.hubilo.com/BCCConf22/login> or scan this QR Code

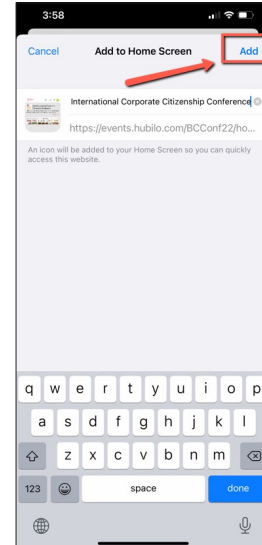
After logging in, you will see the home page. Click on the **Share** button in the bottom center of phone.



Scroll down until you see **Add to Home Screen**.
Click on **Add to Home Screen**.



A screen will pop up asking to **Add to Home Screen**.
Click the word **Add**.



The shortcut will look like this on your phone:

