



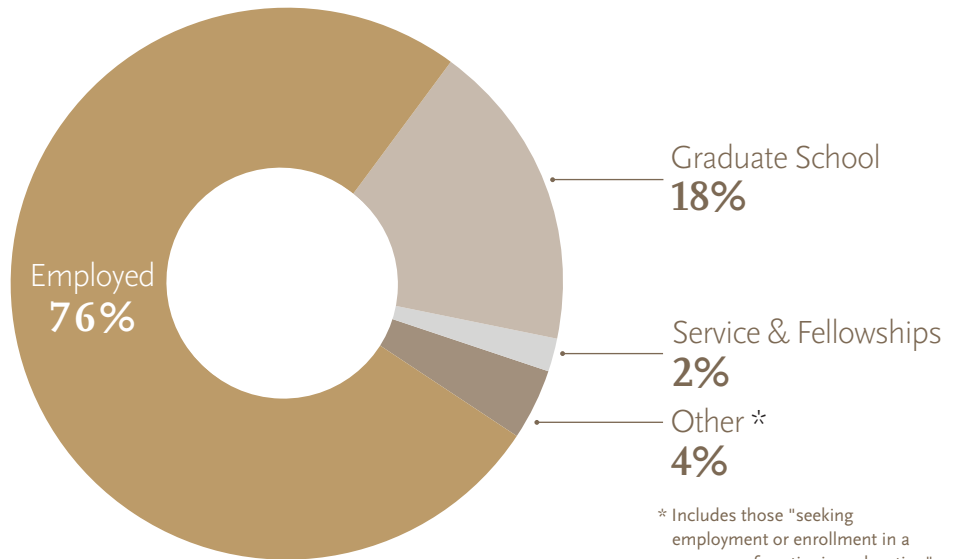
# BOSTON COLLEGE

## Class of 2022 Eagles: **Where have they landed?**

### CAREER OUTCOMES RATE

# 96%

of 2022 graduates were either employed (including internship & military), enrolled in graduate school, or involved in service or fellowship programs.

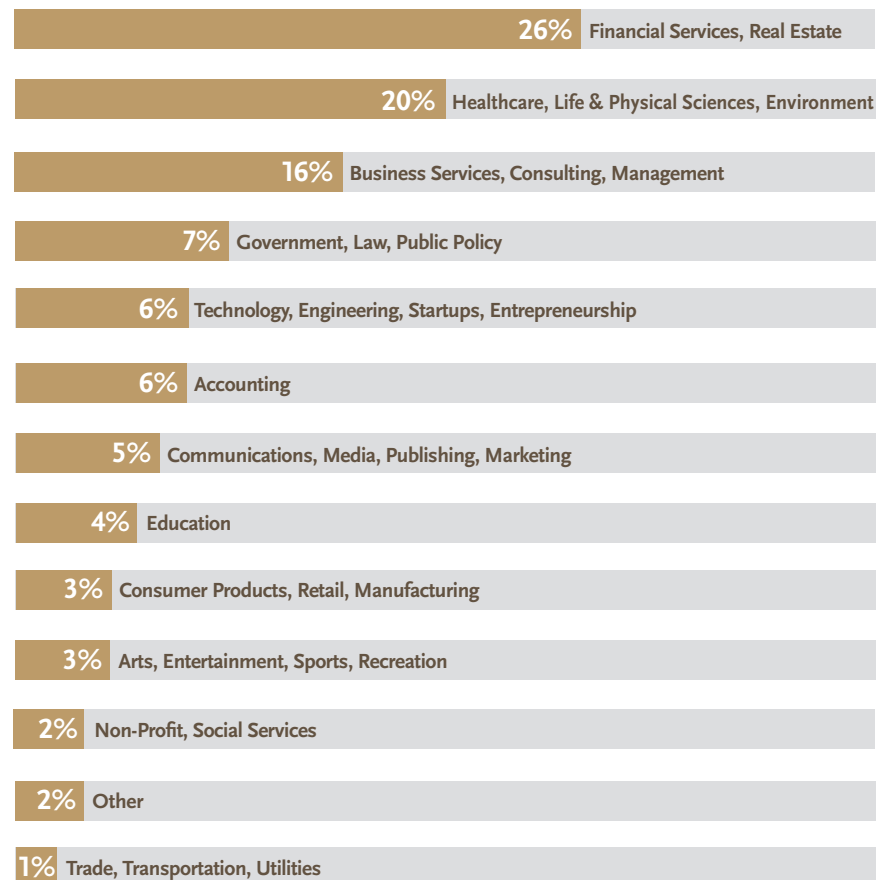


\* Includes those "seeking employment or enrollment in a program of continuing education" or "not seeking...at this time."

### SELECT EMPLOYERS



### TOP INDUSTRIES



## GRADUATE SCHOOLS

18% of the Class of 2022 enrolled in graduate school.

- Boston College
- Boston University
- Columbia University
- Cornell University
- Duke University
- Georgetown University
- Harvard University
- New York University
- Northwestern University
- St. John's University
- Suffolk University
- Tufts University
- University of Miami
- University of Notre Dame
- University of Pennsylvania
- University of Virginia
- Yale University

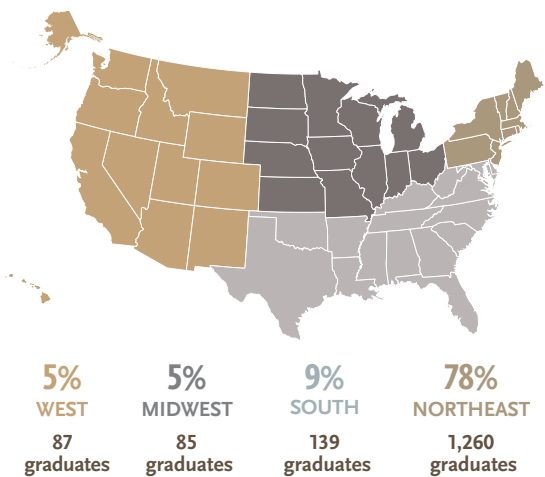
## MEDIAN STARTING SALARIES BY SCHOOL

Overall	Morrissey College of Arts and Sciences	Lynch School of Education and Human Development	Carroll School of Management	Connell School of Nursing
\$67,000	\$60,000	\$50,000	\$77,000	\$65,000

NOTE: SALARY INFORMATION WAS SELF-REPORTED FOR GRADUATES WHO ARE EMPLOYED FULL TIME.

## GEOGRAPHIC DESTINATIONS

While a majority of 2022 Eagles remained in the Northeast (78%) after graduating, members of the Class of 2022 were located in **42 states** (not including D.C. and Puerto Rico).



**2%**  
INTERNATIONAL  
40 graduates represented in 19 countries

Benin, China, Cyprus, France, Germany, Indonesia, Italy, Japan, Jordan, Kosovo, Laos, Panama, Philippines, South Korea, Spain, Switzerland, Thailand, Turkey, United Kingdom

## CLASS OF 2022 KNOWLEDGE RATE

**78%**

This report is based on **1,784** out of **2,294** graduates from the Class of 2022.

For more information, visit [bc.edu/outcomes](http://bc.edu/outcomes)

SOURCES INCLUDE THE POST-GRADUATION PLANS SURVEY, BOSTON COLLEGE CARROLL SCHOOL OF MANAGEMENT FIRST DESTINATIONS SURVEY, NATIONAL STUDENT CLEARINGHOUSE, BOSTON COLLEGE DATA, AND PUBLIC DATA.

## DEGREE TYPE

**65%** Master's

**16%** J.D.

**14%** Doctorate \*

**2%** M.D./D.O.

\* Includes degrees such as: D.D.S., D.M.D., D.N.P., D.P.T., O.D., Pharm.D., Psy.D., and Ph.D.

## TOP FIVE PROGRAMS OF STUDY \*

**STEM**



**19%**

**Law**



**16%**

**Business**



**15%**

**Education**



**14%**

**Humanities or Social Sciences**



**7%**

\* Other programs of study include: Applied Doctorate, Health, Policy, or Planning, Counseling, Social Work, Medicine, Dentistry, Nursing, Fine and Performing Arts, Communications, and Other Masters.