



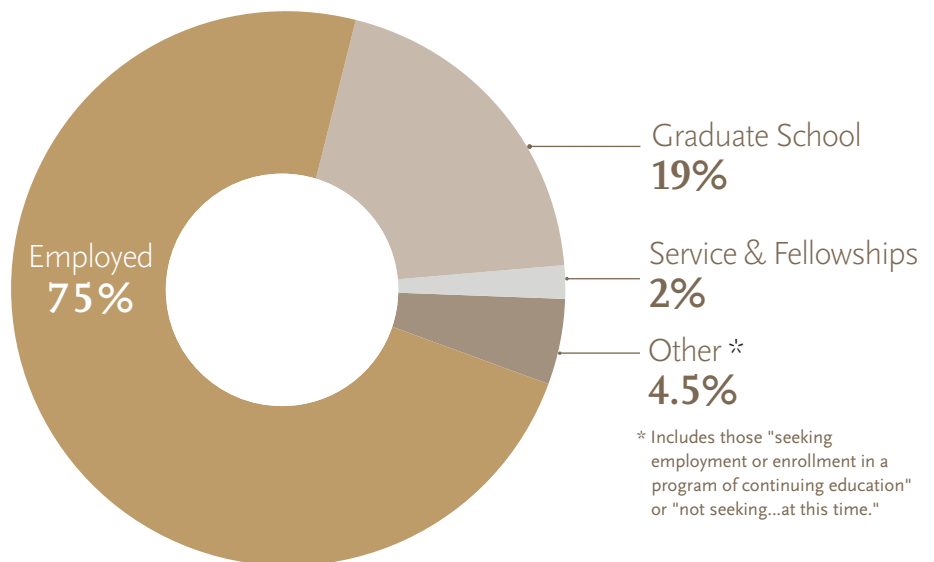
BOSTON COLLEGE

Class of 2024 Eagles: **Where have they landed?**

CAREER OUTCOMES RATE

96%

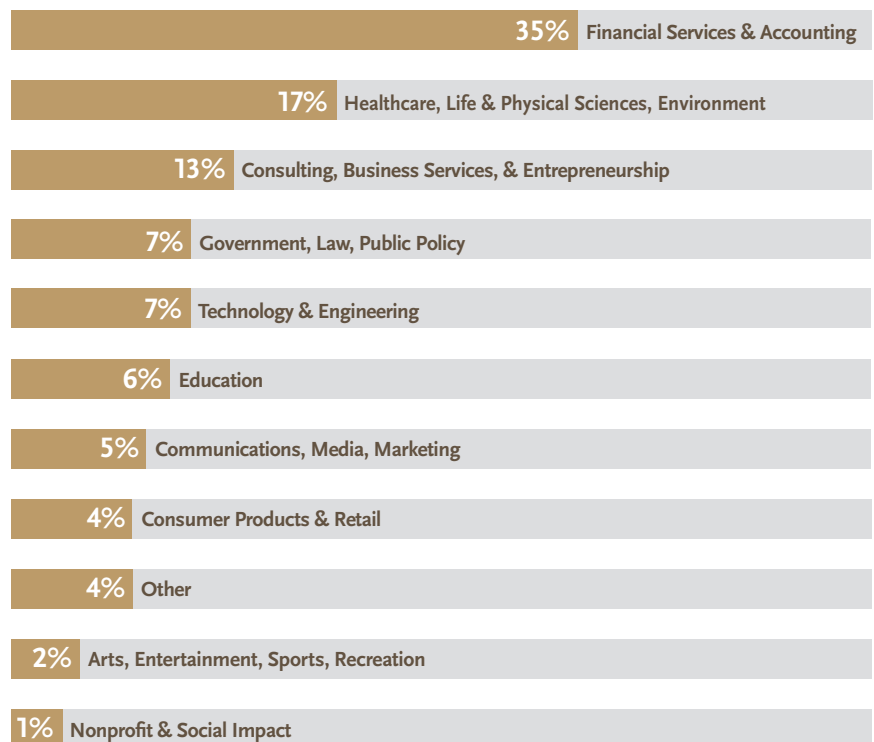
of 2024 graduates were either employed (including internship & military), enrolled in graduate school, or involved in service or fellowship programs.



SELECT EMPLOYERS



INDUSTRIES



GRADUATE SCHOOLS

19% of the Class of 2024 enrolled in graduate school.

- Boston College

■ Columbia University

■ Yale University

■ Northeastern University

■ University of Chicago

■ Cornell University
- Northwestern University

■ University of Notre Dame

■ Boston University

■ Simmons University

■ University of Pennsylvania

■ Brown University
- Duke University

■ Harvard University

■ Tufts University

■ University of Southern California

■ University of Virginia

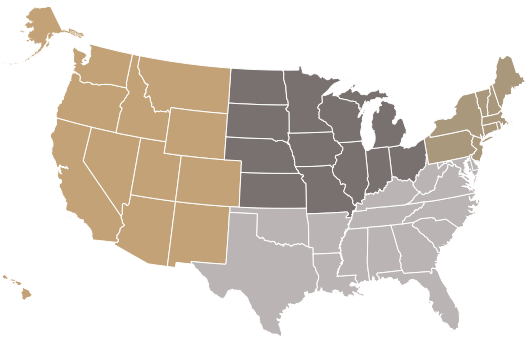
MEDIAN STARTING SALARIES BY SCHOOL

Overall	Morrissey College of Arts and Sciences	Lynch School of Education and Human Development	Carroll School of Management	Connell School of Nursing
\$74,500	\$69,000	\$52,500	\$83,000	\$70,000

NOTE: SALARY INFORMATION WAS SELF-REPORTED FOR GRADUATES WHO ARE EMPLOYED FULL TIME.

GEOGRAPHIC DESTINATIONS

While a majority of 2024 Eagles remained in the Northeast (75%) after graduating, members of the Class of 2024 were located in 41 states (not including D.C. and Puerto Rico).



3%
INTERNATIONAL
54 graduates represented in 23 countries

Australia, Austria, Canada, China, Dominican Republic, Germany, Greece, Hong Kong, Ireland, Italy, Japan, Lesotho, Namibia, Netherlands, Panama, Peru, Portugal, Singapore, South Korea, Spain, United Arab Emirates, United Kingdom, Zambia

CLASS OF 2024 KNOWLEDGE RATE


79%

This report is based on 1,876 out of 2,378 graduates from the Class of 2024.

For more information, visit bc.edu/outcomes


SOURCES INCLUDE THE POST-GRADUATION PLANS SURVEY, BOSTON COLLEGE CARROLL SCHOOL OF MANAGEMENT FIRST DESTINATIONS SURVEY, NATIONAL STUDENT CLEARINGHOUSE, BOSTON COLLEGE DATA, AND PUBLIC DATA.

DEGREE TYPE



* Includes degrees such as: D.D.S., D.M.D., D.N.P., D.P.T., and Ph.D.
Note: About 3% are pursuing a certificate, another degree, or are enrolled in a non-degree program.

TOP FIVE PROGRAMS OF STUDY *



* Other programs of study include: Communications, Counseling, Dentistry, Fine and Performing Arts, Health, Medicine, Nursing, Policy or Planning, Social Work, and Other.